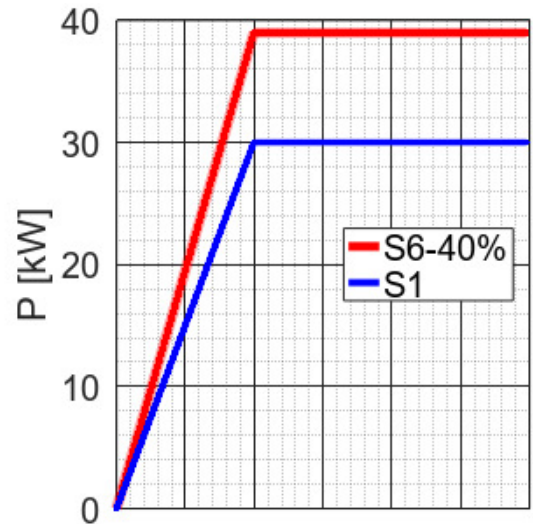
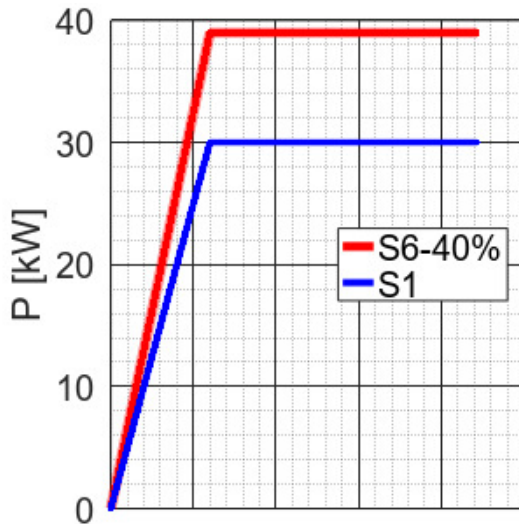


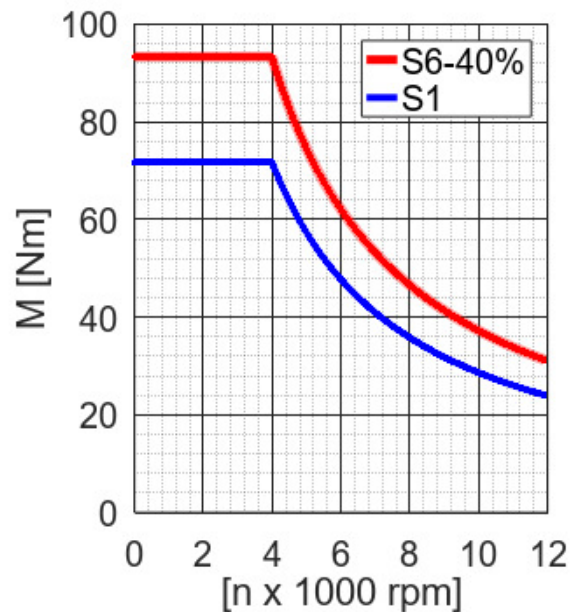
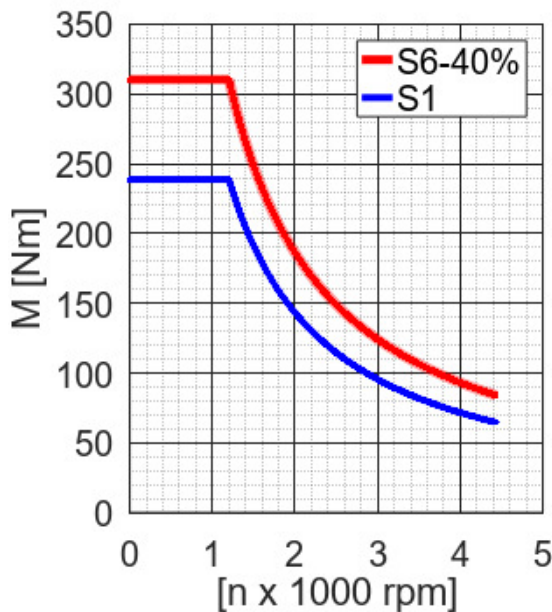
Leistungs- und Drehmomentdiagramm
Power- and Torque-Diagram
Diagramme de puissance et couple

HF 300.7 AI 10
S1: 120A/380V
p=4 (8 Pole)

Leistung
Power
Puissance



Drehmoment
Torque
Couple



Werte
Values
Valeurs

n x 1000 [rpm]			1.2	1.98	4.43		3.99	11.9
P [kW]	S1	Y	30	30	30	Δ	30	30
	S6-40%		39	39	39		39	39
M [Nm]	S1		238.8	144.7	64.7		71.8	24.1
	S6-40%		310.4	188.1	84.1		93.3	31.3

B40-785