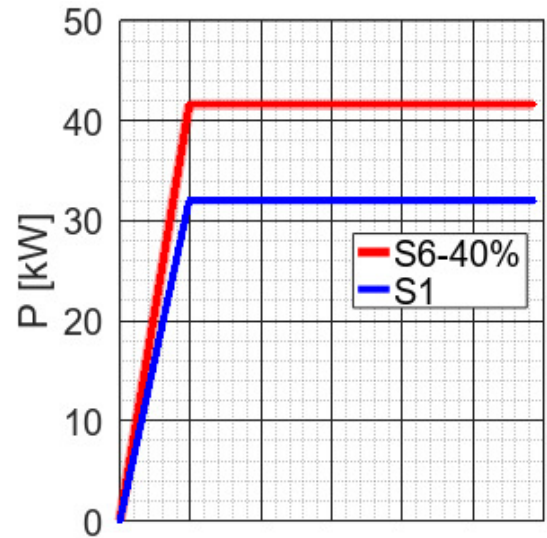
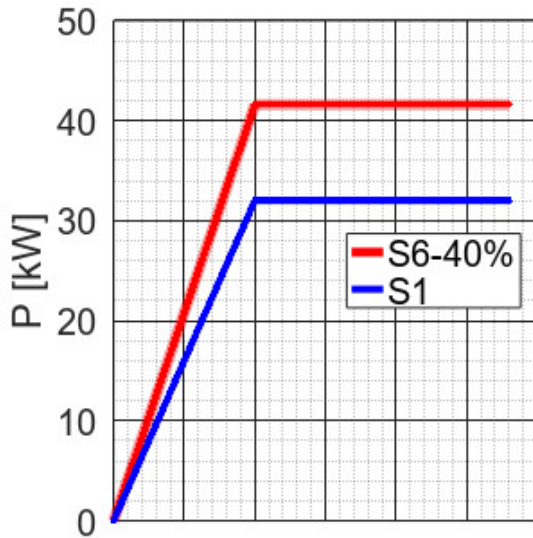


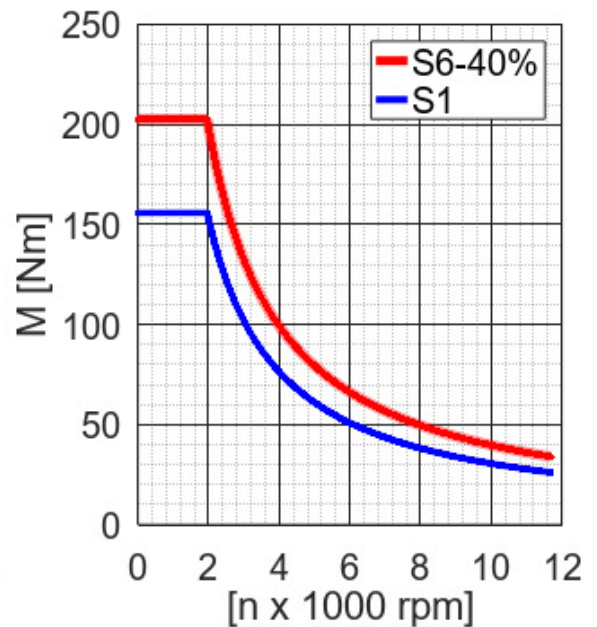
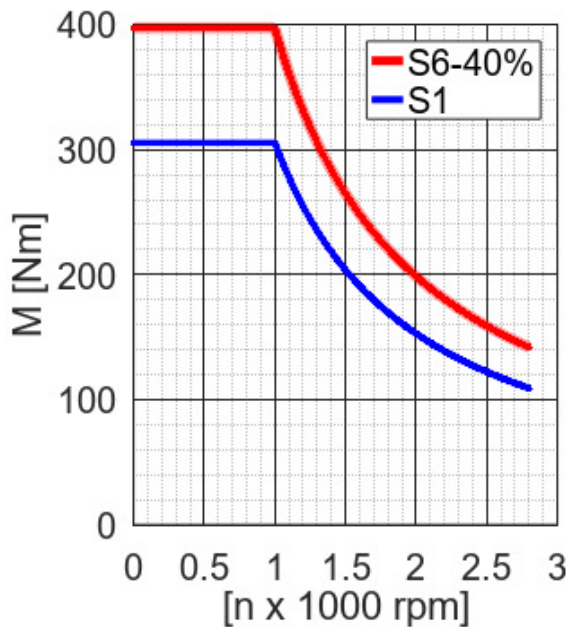
**Leistungs- und Drehmomentdiagramm**  
**Power- and Torque-Diagram**  
**Diagramme de puissance et couple**

**HF 285.4 A 10**  
**S1: 81A/400V**  
**p=3 (6 Pole)**

Leistung  
Power  
Puissance



Drehmoment  
Torque  
Couple



Werte  
Values  
Valeurs

n x 1000 [rpm]		1	2.8
P [kW]	S1	32	32
	S6-40%	41.8	41.8
M [Nm]	S1	305.6	109.1
	S6-40%	400	142.8

		1.96	11.7
Y		32	32
		41.8	41.8
Δ		155.9	26.1
		204.1	34.2

B40-787