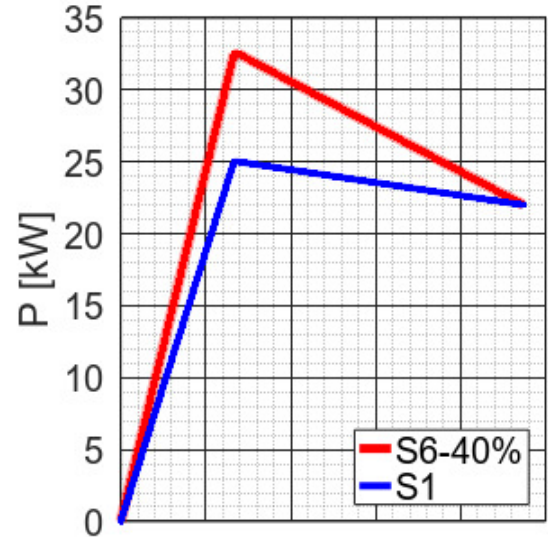
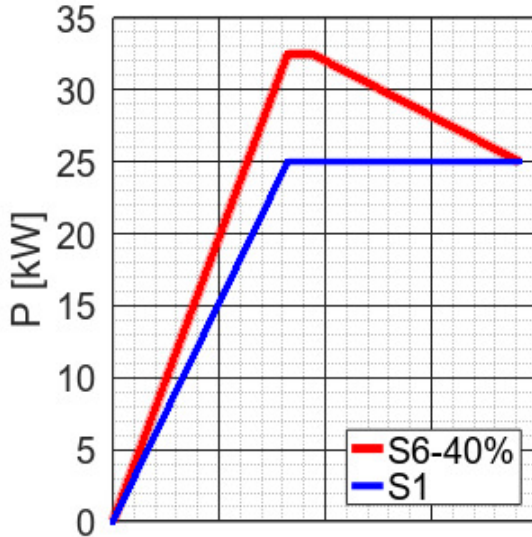


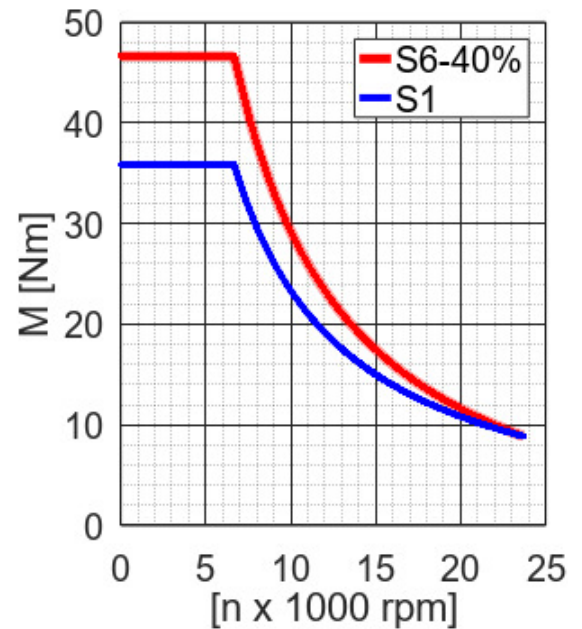
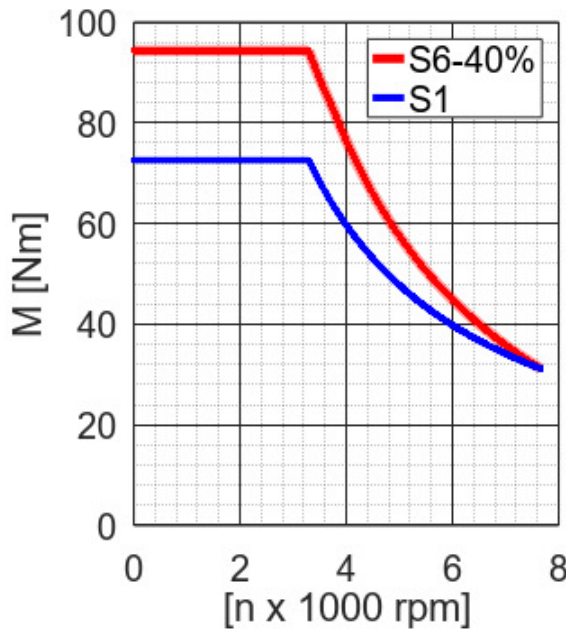
Leistungs- und Drehmomentdiagramm
Power- and Torque-Diagram
Diagramme de puissance et couple

HF 230.7 AI 20
S1: 58A/350V
p=2 (4 Pole)

Leistung
Power
Puissance



Drehmoment
Torque
Couple



Werte
Values
Valeurs

n x 1000 [rpm]		3.29	3.75	7.66				6.66	6.94	23.7
P [kW]	S1	25	25	25	Y	△	25	25	22	
	S6-40%	33	33	25			33	33	22	
M [Nm]	S1	72.6	63.6	31.2			35.8	34.4	8.9	
	S6-40%	95.8	84	31.2			47.3	34.4	8.9	

B40-735