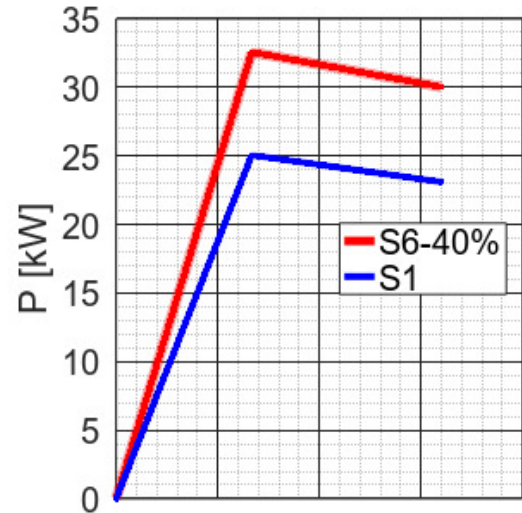
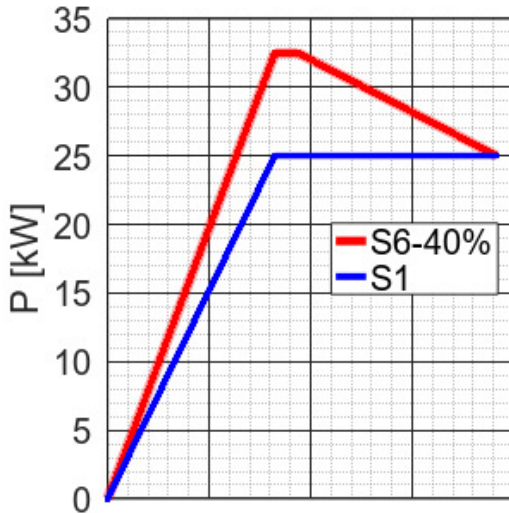


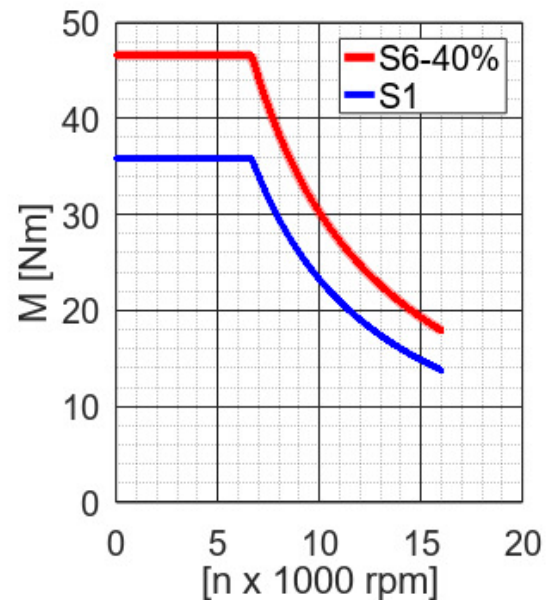
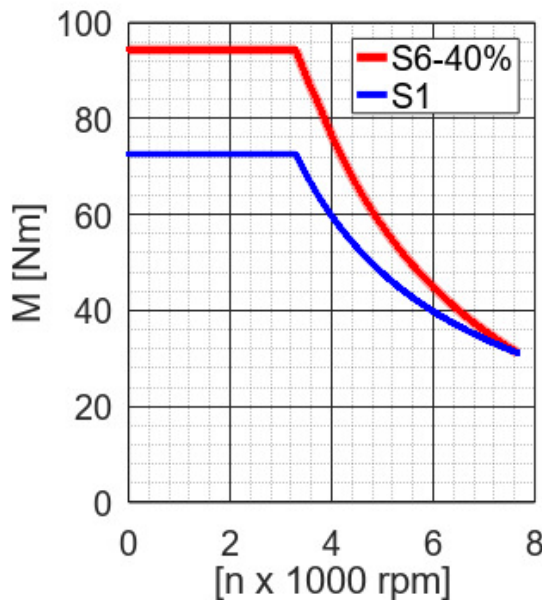
**Leistungs- und Drehmomentdiagramm**  
**Power- and Torque-Diagram**  
**Diagramme de puissance et couple**

**HF 230.7 AI 18**  
**S1: 58A/350V**  
**p=2 (4 Pole)**

Leistung  
Power  
Puissance



Drehmoment  
Torque  
Couple



Werte  
Values  
Valeurs

n x 1000 [rpm]		3.29	3.75	7.66	6.66	6.94	16
P [kW]	S1	25	25	25	25	25	23.1
	S6-40%	33	33	25	33	33	26
M [Nm]	S1	72.6	63.6	31.2	35.8	34.4	13.8
	S6-40%	95.8	84	31.2	47.3	45.4	15.5

B40-735